


1. Product Description

The HX9401, HX9402 and HX9405 constitute a series of connectors used in the Hadron Xtorm Series. These products were designed to be used in several applications, ensuring high quality in the connection of inputs and outputs points (I/O). The use of these accessories with the Hadron Xtorm Series reduces downtime for maintenance and installation and increases operating safety, since the wiring connectors are fixed through a spring pressure system with no need of screws or the use of external tools for its installation.



Its main features are:

- High density
- Quick fixing system, with no screws
- High quality internal elements
- Individual numbering of each point
- Easy Plug System

2. Ordering Information

2.1. Included Items

The package of these products has only the respective connector.

2.2. Product Code

The following code should be used to purchase the product:

Code	Description
HX9401	06-terminal Connector
HX9402	10-terminal Connector
HX9405	04-terminal Connector

Table 1: Product Code

3. Product Features

	HX9401	HX9402	HX9405
Number of points	6	10	4
Type of the cable fixing	Spring		
Type of the connector fixing in the module	Socket + Screws	Socket	Socket + Screws
Cable guide	No		
Recommended cable gage	2,5 mm ²	1,5 mm ²	0,5 mm ²
Minimum length of the terminals	12 mm	12 mm	8 mm
Maximum current	12 A	15 A	8 A
Operating temperature	-5 a 70 °C		
Storage temperature	-25 a 85 °C		
Dimensions (W x H x D)	14,2 x 40,3 x 27,6 mm	15,00 x 82,4 x 25,6 mm	12,4 x 25,6 x 20,8 mm
Weight	12,00 g	21,00 g	5,00 g
Weight with package	15,00 g	25,00 g	8,00 g

Table 2: Product Features

Notes:

Type of cable fixing: In the connectors there is a cable fixing system through pressure, based on springs. To remove the cable, just press the button beside the point. For more information about the wiring installation, refer to Hadron Xtorm User Manual – MU223100.

Type of connector fixing in the module: The connector fixing in the module is made through socket systems. Moreover, some of them have two screws at their ends for better fixation of the connector in the module.

3.1. Standards and Certifications




Standards and Certifications	
	2014/30/EU (EMC) 2014/35/EU (LVD) 2011/65/EU and 2015/863/EU (ROHS)
	S.I. 2016 No. 1091 (EMC) S.I. 2016 No. 1101 (Safety) S.I. 2012 No. 1101 (ROHS)
	TR 004/2011 (LVD) CU TR 020/2011 (EMC)

Table 3: Standards and Certifications

4. Manuais

For more technical details, configuration, installation and programming of Hadron Xtorm Series, see the documents in the table below.

This table is only a guide of some relevant documents which can be useful during the use and maintenance of Hadron Xtorm Series. The complete and updated table containing all documents of Hadron Xtorm Series can be found at the Hadron Xtorm User Manual – MU223100.

Document Code	Description	Language
CE123000	Hadron Xtorm Series – Technical Characteristics	English
CT123000	Série Hadron Xtorm – Características Técnicas	Portuguese
MU223100	Hadron Xtorm User Manual	English
MU223000	Manual de Utilização Hadron Xtorm	Portuguese

Table 4: Related documents